

EUROPE



SPORTAN SPAS

AN EXPERIENCE WHERE
STRENGTH MEETS **COMFORT!**

PÜR SPAS

UK.SPARTIATESPAS.COM

AN EXPERIENCE WHERE STRENGTH MEETS COMFORT!

The **SPARTAN** adds a new dimension to rotationally molded spas. It combines styling, comfort, ambience, serviceability and exceptional massage all in one truly portable and affordable spa. As its name suggests, the **SPARTAN** is a true leader in roto mold spa design. It's sleek, modern design not only exudes practical features, but it also blusters with features like a back lit, cascading waterfall, external LED scone lighting, hand recesses for easy portability and 100% accessibility to the plumbing and equipment. With unequalled comfort, ambience and practicality, the **SPARTAN** delivers a truly gratifying spa ownership experience.


The **SPARTAN** seating allows for versatility. You can relax in either of the two body-conforming captain's chairs. One chair is wider and deeper than the other to accommodate different body shapes and sizes. Both chairs are equipped with armrests. A full width bench seat enables barrier free movement in the spa and it's curved ends enable it to double as a lounger. The **SPARTAN** also contains a step for easier and safer

entering and exiting to and from the spa. This step also doubles as a cool down seat so you don't have to exit the spa if you're feeling a bit warm.

The **SPARTAN** needs no special site preparation**, can be set on any solid level surface, and the bottom of the spa is totally protected. The **SPARTAN** spa is very portable as it weighs approximately 145 kg. dry weight, and it has built in hand recesses for easy lifting and handling. It can easily be transported in the back of most pick-up trucks, on a small trailer or in a moving truck so you don't ever have to worry about leaving your spa behind again. If you are looking for simplicity, comfort, quality, portability and affordability, then you need to join the **SPARTAN** force!



FEATURES

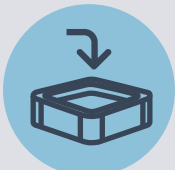


LED Sconce Lighting

4 SEASON INSULATION



IT'S EASY!



Place**




Fill



CASH & CARRY



NO SITE PREPARATION REQUIRED



4 SEASON TRIPLE LAYER THERMOFOIL



ULTIMATE COMFORT



100% ADJUSTABLE ON-OFF JETS



RECOGNIZED COMPONENTS & EQUIPMENT MANUFACTURERS



INNOVAFLOW FREE HEATING



CUSTOM DESIGN CASCADING WATERFALL



ENHANCED JET PERFORMANCE



INTEGRATED HAND RECESS



100% ACCESSIBLE FOR SERVICING



INSIDE & OUTSIDE PERIMETER LIGHTING

SPECIFICATIONS

SIZE	216 x 182.9 x 86.4 cm
DRY WEIGHT	145 kg
WATER CAPACITY	1000 L
FILLED WEIGHT	1184 kg
STRUCTURE	Rotationally Molded Polyethylene
INSULATION	Thermofoil Heat Blanket
SEATING	2 Captains Chairs 1 Tri-Seat bench / Lounge 1 Step In / Cool Down
JETS	21 Adjustable, Stainless Steel Jets
WATERFALL	Cascading with LED Back Lighting
LIGHTING	Triple LED Main Light
EXTERIOR	LED Sconce Lighting
DRAIN	Valve Included
EQUIPMENT PACK	Balboa VS300
TOP SIDE CONTROL	Balboa VL260
PUMP	2-speed, 2 CV, 370 W / 1500 W
HEATER	Balboa 2000 W
POWER REQUIREMENTS	220 V / 16 A
COVER	Vinyl

BUILT TO LAST A LIFETIME

- Virtually indestructible
- No cracking or chipping
- Easy surface care and repair

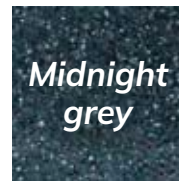
TRULY PORTABLE

- Light weight
- Fits through most doorways
- Easy to transport

NO HASSLE INSTALLATION

- No site preparation required**
- Sits on any solid, level surface

AVAILABLE COLOUR



Warranty:
See the owner's manual.

** The ground must be well-leveled. Image for reference only. Colours and specifications may vary.