



SPORTAN SPAS

AN EXPERIENCE WHERE
STRENGTH MEETS **COMFORT!**

PÜR SPAS

WWW.SPARTANSPAS.CA

Images for reference only. Colours and specifications may vary.

AN EXPERIENCE WHERE STRENGTH MEETS COMFORT!

The **SPARTAN** adds a new dimension to rotationally molded spas. It combines styling, comfort, ambience, serviceability and exceptional massage all in one truly portable and affordable spa. As its name suggests, the **SPARTAN** is a true leader in roto mold spa design. It's sleek, modern design not only exudes practical features, but it also blusters with features like a back lit, cascading waterfall, external LED sconce lighting, hand recesses for easy portability and 100% accessibility to the plumbing and equipment. With unequalled comfort, ambience and practicality, the **SPARTAN** delivers a truly gratifying spa ownership experience.


The **SPARTAN** seating allows for versatility. You can relax in either of the two body-conforming captain's chairs. One chair is wider and deeper than the other to accommodate different body shapes and sizes. Both chairs are equipped with armrests. A full width bench seat enables barrier free movement in the spa and it's curved ends enable it to double as a lounger. The **SPARTAN** also contains a step for easier and safer entering and exiting to and from the spa. This step also doubles as a cool down seat so you don't have to exit the spa if you're feeling a bit warm.

The **SPARTAN** is a true "Plug & Play" portable spa. It needs no special site preparation*. The bottom of the Spartan is totally protected and the spa can be set on any solid level surface. No electrician is needed. The **SPARTAN** comes standard with a 15', 120V GFCI protected cord that is ready to be plugged into a dedicated 15amp standard wall receptacle. For those who plan to use their spa for long periods of time in cold weather, it can also be converted to 240V** operation for better heating efficiency. The **SPARTAN** is very portable. It weighs approximately 320 lbs., dry weight, and it has built in hand recesses for easy lifting and handling. It can easily be transported in the back of most pick-up trucks, on a small trailer or in a moving truck so you don't ever have to worry about leaving your spa behind again. If you are looking for simplicity, comfort, quality, portability and affordability, then you need to join the **SPARTAN** force.



Images for reference only. Colours and specifications may vary.

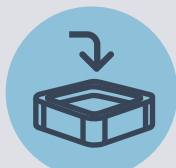




4 SEASON INSULATION



IT'S EASY!



Place*



Fill



Plug 120V
(Convertible 240V)**


Images for reference only. Colours and specifications may vary.



CASH & CARRY



NO SITE
PREPARATION REQUIRED



4 SEASON TRIPLE LAYER
THERMOFOIL



ULTIMATE COMFORT



100% ADJUSTABLE
ON-OFF JETS



RECOGNIZED COMPONENTS &
EQUIPMENT MANUFACTURERS



INNOFLOW FREE
HEATING



CUSTOM DESIGN
CASCADING WATERFALL



ENHANCED JET PERFORMANCE



INTEGRATED HAND RECESS



100% ACCESSIBLE FOR
SERVICING



INSIDE & OUTSIDE
PERIMETER LIGHTING

SPECIFICATIONS

SIZE	85" x 72" x 34"
DRY WEIGHT	320 lb
WATER CAPACITY	275 US gal
FILLED WEIGHT	2,600 lb
STRUCTURE	Rotationally Molded Polyethylene
INSULATION	Thermofoil Heat Blanket
SEATING	2 Captains Chairs 1 Tri-Seat bench / Lounge 1 Step In / Cool Down
JETS	21 Adjustable, Stainless Steel Jets
WATERFALL	Cascading with LED Back Lighting
LIGHTING	Triple LED Main Light
EXTERIOR	LED Sconce Lighting
DRAIN	Valve Included
EQUIPMENT PACK	Balboa VS300
TOP SIDE CONTROL	Balboa VL260
PUMP	2.0hpr, 2 Speed
HEATER	M7 St St - 1.0kw/4.0kw
POWER REQUIREMENTS	120V/15amp / 240V/40-50amp*
ELECTRICAL CERTIFICATION	ETL Can. / ETL U.S.
COVER	Premium Vinyl 4/2 Pitch

BUILT TO LAST A LIFETIME

- Virtually indestructible
- No cracking or chipping
- Easy surface care and repair

TRULY PORTABLE

- Light weight
- Fits through most doorways
- Easy to transport

NO HASSLE INSTALLATION

- No site preparation required*
- Sits on any solid, level surface
- No electrician required (120V)**

AVAILABLE COLOURS



Warranty:
See the owner's manual.

PROUDLY
MADE IN
Canada

* The ground must be well-leveled. ** A certified electrician is required for a 240V conversion. Images for reference only. Colours and specifications may vary.